

RAYAT SHIKASHAN SANSTHAS  
RAJARSHI CHHATRAPATI SHAHU COLLEGE, KOLHAPUR  
DEPARTMENT OF CHEMISTRY

Direct Method  
B.Sc.III CHEMISTRY ( 2020-21 )

Sem-V

ROLL NO.	NAME OF THE STUDENT	University						Internal					
		IX	X	XI	XII	Total	%	IX	X	XI	XII	Total	%
1	AALFIJA MURAD BARGIR	22	20	18	20	80	50.00	8	9	9	10	36	90
2	ABHINANDAN ANANDA KAMBLE	28	30	37	28	123	76.88	10	10	9	9	38	95
3	AKASH JAYSING NIMAN	30	26	17	13	86	50.00	10	8	9	9	36	90
4	AKASH PRAKASH KAMBLE	Ab	Ab	Ab	Ab	Ab	Ab	Ab	Ab	Ab	Ab	Ab	Ab
5	ANIKET BALAVANT ANGAJ	32	21	15	17	85	50.00	8	9	9	10	36	90
6	ANKITA ARUN RAVAN	26	26	9	21	82	76.88	9	8	10	8	35	95
7	ARBAJ MAJID BAGWAN	32	28	25	27	112	50.00	8	9	9	10	36	90
8	ASHWINI ASHOK MANE	30	27	23	28	108	76.88	10	8	9	9	36	95
9	AZIM MAHAMADFARUK	31	27	27	24	109	50.00	9	8	10	8	35	90
10	DHARMARAJ SHIVAJI	30	23	17	10	80	76.88	8	9	10	9	36	95
11	HEENA RAMJAN MULLANI	26	21	17	16	80	50.00	8	9	9	10	36	90
12	HRISHIKESH RAJENDRA	27	16	21	21	85	76.88	10	10	9	9	38	95
13	KUNAL KUMAR CHILE	27	34	38	29	128	50.00	10	8	9	9	36	90
14	MADHUSUDAN UDAYKUMAR	31	27	16	21	95	76.88	9	8	10	8	35	95
15	MARUFA YASIN SHANEDIWAN	22	20	18	17	77	50.00	8	9	9	10	36	90
16	MASEERA SHAKEEL	30	27	20	26	103	76.88	10	8	9	9	36	95
17	MOHAMADARAKAM ARIF	28	26	17	22	93	50.00	9	8	10	8	35	90
18	NIKITA DIHANANJAY PAWAR	27	25	10	19	81	76.88	8	9	9	10	36	95
19	ONKAR ANIL NALAWADE	27	23	19	15	84	50.00	10	9	8	9	36	90
20	PALLAVI SURESH PAWAR	31	22	12	17	82	76.88	9	10	9	9	37	95
21	PARVEJ DASTGIR DHALAIT	25	31	38	31	125	50.00	10	10	9	9	38	90
22	PRABHAVATI VYANKAT	23	14	21	20	78	76.88	9	10	8	7	34	95
23	PRANITA RAJGONDA PATIL	28	21	13	20	82	50.00	10	8	9	9	36	90
24	PRATIKSHA MADHUKAR	26	19	17	21	83	76.88	9	8	10	8	35	95
25	PRUTHVIRAJ SURESH BAGANE	27	26	25	25	103	50.00	8	9	9	10	36	90
26	PUSHPA SHIVSHANKAR SAH	25	19	9	21	74	76.88	10	10	9	9	38	95
27	RAHUL DATTATRAY PATIL	29	20	24	21	94	50.00	8	9	10	9	36	90
28	RANJANA MANSING RATHOD	24	31	33	28	116	76.88	9	10	10	9	38	95
29	ROHIT KUMAR PATIL	23	20	36	20	99	50.00	8	9	9	10	36	90
30	RUSHIKESH DILIP THAMAKE	30	27	25	28	110	76.88	10	10	9	9	38	95
31	RUTUJA MANSING MANE	16	20	34	21	91	50.00	10	8	9	9	36	90
32	RUTURAJ DADASAHEB PATIL	31	29	27	30	117	76.88	9	8	10	8	35	95
33	SADIK SALIM MULLA	32	28	25	30	115	50.00	8	9	9	10	36	90
34	SANTAJI SHANKAR GUND	31	29	20	14	94	76.88	9	8	10	8	35	95
35	SATYAJEET SURESH PATIL	32	23	12	28	95	50.00	8	9	9	10	36	90

36	SHRIKRUSHNA BALIRAM	30	27	18	13	88	76.88	10	8	9	9	36	95
37	SHUBHAM RAMESHWAR	24	20	15	23	82	50.00	10	10	9	9	38	90
38	SHUBHAM VILAS YADAV	32	21	12	15	80	76.88	8	9	10	9	36	95
39	SHWETA SANJAY CHOUGULE	31	24	19	26	100	50.00	9	10	10	9	38	90
40	SIMRAN ALTAJ SHAIKH	32	27	23	26	108	76.88	8	8	9	9	34	95
41	SONAM SHRIKANT AMBI	32	26	13	25	96	50.00	8	9	9	7	33	90
42	SUNIL YASHWANT PAWAR	28	23	13	13	77	76.88	10	9	8	9	36	95
43	SURAJ VIJAY PATIL	23	20	20	15	78	50.00	9	10	9	9	37	90
44	SUSMEETA GOPAL MORE	27	25	12	22	86	76.88	8	9	9	10	36	95
45	SWAPNALI DILIP LOKHANDE	25	24	22	27	98	50.00	9	8	10	8	35	90
46	TUSHAR BALASO CHOUGALE	17	19	17	18	71	76.88	8	9	9	10	36	95
47	TUSHAR LALASO YADAV	30	27	31	29	117	50.00	10	8	9	9	36	90
48	UMASHREE SADASHIV	29	21	20	22	92	76.88	9	8	10	8	35	95
49	VAIBHAV HANAMANT PAWAR	32	23	16	20	91	50.00	8	9	10	9	36	90
50	VAIBHAV SAYAJI TAMKHADE	30	22	17	20	89	76.88	10	8	9	9	36	95
51	VARUN SUHAS AMRUTE	23	16	4	14	57	50.00	9	8	10	8	35	90
52	VIKAS VISHWAS PATIL	10	18	18	22	68	76.88	8	9	9	10	36	95
53	VISHAKHA BAJARANG MALI	30	22	18	17	87	50.00	10	10	9	9	38	95

30

	Marks obtained outoff 40 (University Exam)	% of marks (level)	No. of students in each paper				% of marks (level)	% of marks (level)	Marks	No. of students		
<b>Y</b>	<18 marks (Level 1)	<45%	3	3	22	14	<60%	<6	0	0	0	0
	<18-24 marks (level 2)	45 to 60%	6	24	16	20	60 to 80%	6-8	0	0	0	2
	>24 marks (level 3)	>60%	43	25	14	18	Above 80%	>8	52	52	52	50
	levels											
<b>Z</b>	<18 marks	<45%	5.9	5.9	43.1	27.5	<60%	Level 1	0.0	0.0	0.0	0.0
	<18-24 marks	45%to 60%	11.8	47.1	31.4	39.2	60 to 80%	Level 2	0.0	0.0	0.0	3.9
	>24 marks	>60%	84.3	49.0	27.5	35.3	Above 80%	Level 3	102.0	102.0	102.0	98.0

Use formula to calculate % in above level (z)=(Y\*100/no. of students) then use this value in attainment table and assign z in attainment level 1,2,3 accordingly

For University Exam	
Level 1	below 45 % of students scoring more than average marks
Level 2	45-60 % of students scoring more than average marks
Level 3	above 60% of students scoring more than average marks
For Internal Exam	
Level 1	below 60 % of students scoring more than average marks
Level 2	60-80 % of students scoring more than average marks
Level 3	above 80% of students scoring more than average marks



**RAYAT SHIKASHAN SANSTHAS**  
**RAJARSHI CHHATRAPATI SHAHU COLLEGE, KOLHAPUR**  
**DEPARTMENT OF CHEMISTRY**  
**Direct Method**  
**B.Sc.III CHEMISTRY ( 2020-21 )**

Sem-VI

ROLL NO.	NAME OF THE STUDENT	University						Internal				
		XIII	XIV	XV	XVI	Total	%	IX	X	XI	XII	Total
1	AALFIJA MURAD BARGIR	40	37	29	37	143	89.38	10	9	8	9	36.00
2	ABHINANDAN ANANDA KAMBLE	37	30	29	28	124	77.50	9	10	9	9	37
3	AKASH JAYSING NIMAN	30	28	21	25	104	65.00	10	10	9	9	38.00
4	AKASH PRAKASH KAMBLE	Ab	Ab	Ab	Ab	Ab	Ab	Ab	Ab	Ab	Ab	Ab
5	ANIKET BALAVANT ANGAJ	35	28	28	24	115	71.88	10	8	9	9	36.00
6	ANKITA ARUN RAVAN	41	38	34	31	144	90.00	9	8	10	8	39
7	ARBAJ MAJID BAGWAN	42	39	34	32	147	91.88	8	9	9	10	36.00
8	ASHWINI ASHOK MANE	40	40	30	34	144	90.00	10	10	9	9	40
9	AZIM MAHAMADFARUK	40	41	34	31	146	91.25	8	9	10	9	36.00
10	DHARMARAJ SHIVAJI	41	38	30	31	140	87.50	9	10	10	9	41
11	HEENA RAMJAN MULLANI	29	24	23	22	98	61.25	8	9	9	10	36.00
12	HIRSHIKESH RAJENDRA	28	24	26	18	96	60.00	10	10	9	9	42
13	KUNAL KUMAR CHILE	37	34	28	29	128	80.00	10	8	9	9	36.00
14	MADHUSUDAN UDAYKUMAR	41	40	27	37	145	90.63	9	8	10	8	43
15	MARUFA YASIN SHANEDIWAN	42	38	30	27	137	85.63	8	9	9	10	36.00
16	MASEERA SHAKEEL	40	40	29	39	148	92.50	9	8	10	8	44
17	MOHAMADARAKAM ARIF	40	35	27	26	128	80.00	8	9	9	10	36.00
18	NIKITA DHANANJAY PAWAR	40	38	35	31	144	90.00	10	8	9	9	45
19	ONKAR ANIL NALAWADE	38	29	33	26	126	78.75	10	10	9	9	38.00
20	PALLAVI SURESH PAWAR	42	37	34	31	144	90.00	8	9	10	9	46
21	PARVEJ DASTGIR DHALAIT	38	31	25	31	125	78.13	9	10	10	9	38.00
22	PRABHAVATI VYANKAT	42	27	29	30	128	80.00	8	8	9	9	47
23	PRANITA RAJGONDA PATIL	39	32	26	31	128	80.00	8	9	9	7	33.00
24	PRATIKSHA MADHUKAR	35	30	34	26	125	78.13	10	9	8	9	48
25	PRUTHVIRAJ SURESH BAGANE	38	38	22	30	128	80.00	9	10	9	9	37.00
26	PUSHPA SHIVSHANKAR SAH	40	28	26	30	124	77.50	10	8	9	9	49
27	RAHUL DATTATRAY PATIL	41	35	33	35	144	90.00	9	8	10	8	35.00
28	RANJANA MANSING RATHOD	35	35	26	28	124	77.50	8	9	10	9	50
29	ROHIT KUMAR PATIL	Ab	Ab	Ab	Ab	Ab	Ab	Ab	Ab	Ab	Ab	Ab
30	RUSHIKESH DILIP THAMAKE	41	42	30	36	149	93.13	9	8	10	8	51
31	RUTUJA MANSING MANE	Ab	Ab	Ab	Ab	Ab	Ab	Ab	Ab	Ab	Ab	Ab
32	RUTURAJ DADASAHEB PATIL	40	38	31	31	140	87.50	10	10	9	9	52
33	SADIK SALIM MULLA	37	38	26	25	126	78.75	8	9	9	10	36.00
34	SANTAJI SHANKAR GUND	41	40	29	35	145	90.63	9	8	10	8	53


35	SATYAJEET SURESH PATIL	42	40	35	40	157	98.13	8	9	9	10	36.00
36	SIIRIKRUSHINA BALIRAM	40	40	30	34	144	90.00	10	8	9	9	54
37	SHUBHAM RAMESHWAR	36	31	24	27	118	73.75	10	10	9	9	38.00
38	SHUBHAM VILAS YADAV	42	38	26	25	131	81.88	8	9	10	9	55
39	SHWETA SANJAY CHOUGULE	41	40	27	32	140	87.50	9	10	10	9	38.00
40	SIMRAN ALTAF SHAIKH	42	37	35	35	149	93.13	8	8	9	9	56
41	SONAM SHRIKANT AMBI	42	41	28	36	147	91.88	8	9	9	7	33.00
42	SUNIL YASHWANT PAWAR	40	38	32	30	140	87.50	10	9	8	9	57
43	SURAJ VIJAY PATIL	40	32	34	27	133	83.13	9	10	9	9	37.00
44	SUSMEETA GOPAL MORE	41	27	32	32	132	82.50	8	9	9	10	58
45	SWAPNALI DILIP LOKHANDE	41	32	25	34	132	82.50	9	8	10	8	35.00
46	TUSHAR BALASO CHOUGALE	38	19	16	10	83	51.88	8	9	9	10	59
47	TUSHAR LALASO YADAV	42	37	25	29	133	83.13	8	9	9	10	36.00
48	UMASHREE SADASHIV	40	36	29	35	140	87.50	10	8	9	9	60
49	VAIBHAV HANAMANT PAWAR	40	33	30	33	136	85.00	10	10	9	9	38.00
50	VAIBHAV SAYAJI TAMKHIADE	38	44	29	31	142	88.75	8	9	10	9	61
51	VARUN SUHAS AMRUTE	38	24	18	22	102	63.75	9	10	10	9	38.00
52	VIKAS VISHWAS PATIL	40	40	22	24	126	78.75	8	8	9	9	62
53	VISHAKHA BAJARANG MALI	40	32	27	35	134	83.75	10	10	9	9	38.00

	Marks obtained out of 40 (University Exam)	% of marks (level)	Students in each paper				% of marks	% of marks (level)	Marks	No. of students			
<b>Y</b>	<18 marks (Level 1)	<45%	0	0	1	1	<60%	<6	0	0	0	0	
	<18-24 marks (level 2)	45 to 60%	0	1	5	3	60 to 80%	6-8	0	0	0	2	
	>24 marks (level 3)	>60%	50	49	44	46	Above 80%	>8	50	50	50	48	
% of students calculation in three levels													
<b>Z</b>	<18 marks	<45%	0.0	0.0	2.0	2.0	<60%	Level 1	0.0	0.0	0.0	0.0	
	<18-24 marks	45% to 60%	0.0	2.0	9.8	5.9	60 to 80%	Level 2	0.0	0.0	0.0	3.9	
	>24 marks	>60%	98.0	96.1	86.3	90.2	Above 80%	Level 3	98.0	98.0	98.0	94.1	

Use formula to calculate % in above level (z) =  $(Y * 100 / \text{no. of students})$  then use this value in attainment table and assign z in attainment level 1,2,3 accordingly

For University Exam	
Level 1	below 45 % of students scoring more than average marks
Level 2	45-60 % of students scoring more than average marks
Level 3	above 60% of students scoring more than average marks
For Internal Exam	
Level 1	below 60 % of students scoring more than average marks
Level 2	60-80 % of students scoring more than average marks
Level 3	above 80% of students scoring more than average marks

  
**Head**  
 Department of Chemistry  
 Saraswati Chh. Shahu College, Kolhapur

  
**Principal,**  
 Saraswati Chh. Shahu College  
 Kolhapur




**RAYAT SHIKASHAN SANSTHAS**  
**RAJARSHI CHHATRAPATI SHAHU COLLEGE, KOLHAPUR**  
**DEPARTMENT OF CHEMISTRY**  
**ACADEMIC YEAR 2020-21**  
**Attainment Data by Indirect Method**


ROLL NO.	NAME OF THE STUDENT	MOBILE NO.	Placement (Y/N)	Own business (Y/N)	UG to PG progression (Y/N)
1	AALFIJA MURAD BARGIR	8421925624	N	N	N
2	ABHINANDAN ANANDA KAMBLE	9307001923	N	N	N
3	AKASH JAYSING NIMAN	8788686761	N	N	Y
4	AKASH PRAKASH KAMBLE	7057577590	Y	N	N
5	ANIKET BALAVANT ANGAJ	7709341694	N	N	N
6	ANKITA ARUN RAVAN	7020645059	N	N	Y
7	ARBAJ MAJID BAGWAN	9142809191	N	N	Y
8	ASHWINI ASHOK MANE	9373155540	N	N	N
9	AZIM MAHAMADFARUK MUJAWAR	8805175115	N	N	Y
10	DHARMARAJ SHIVAJI THORBOLE	8380077942	N	N	Y
11	HEENA RAMJAN MULLANI	9970935763	N	N	N
12	HRISHIKESH RAJENDRA KHOCHIKAR	9921315676	Y	N	N
13	KUNAL KUMAR CHILE	7719080909	N	N	Y
14	MADHUSUDAN UDAYKUMAR MAJGAONKAR	8788629875	N	N	N
15	MARUFA YASIN SHANEDIWAN	7517829077	Y	N	N
16	MASEERA SHAKEEL BHENDWADE	9922893319	N	N	N
17	MOHAMADARAKAM ARIF KADIR	7030575727	N	N	N
18	NIKITA DHANANJAY PAWAR	7218481963	N	N	Y

19	ONKAR ANIL NALAWADE	9172831867	N	N	N
20	PALLAVI SURESH PAWAR	8421745091	N	N	Y
21	PARVEJ DASTGIR DIHALAIT	8308029009	N	N	Y
22	PRABHAVATI VYANKAT THORAT	9604507161	N	N	N
23	PRANITA RAJGONDA PATIL	7385150443	N	N	Y
24	PRATIKSHA MADHUKAR CHOUGULE	9022056307	Y	N	N
25	PRUTHIVIRAJ SURESH BAGANE	7066500266	N	N	Y
26	PUSHPA SHIVSHANKAR SAH	7507103888	N	N	N
27	RAHUL DATTATRAY PATIL	9503182169	Y	N	N
28	RANJANA MANSING RATHOD	7666825606	N	N	Y
29	ROHIT KUMAR PATIL	8530550897	N	N	N
30	RUSHIKESH DILIP THAMAKE	72619667748	N	N	Y
31	RUTUJA MANSING MANE	8788224261	Y	N	N
32	RUTURAJ DADASAHEB PATIL	7219154496	N	N	Y
33	SADIK SALIM MULLA	7498789700	N	N	N
34	SANTAJI SHANKAR GUND	9579016871	N	N	Y
35	SATYAJEET SURESH PATIL	7721091052	N	N	Y
36	SHRIKRUSHNA BALIRAM JAGTAP	9975461727	N	N	Y
37	SHUBHAM RAMESHWAR MOGALE	9370727034	N	N	Y
38	SHUBHAM VILAS YADAV	7498153340	N	N	Y
39	SHWETA SANJAY CHOUGULE	9860433262	N	N	Y
40	SIMRAN ALTAF SHAIKH	9503434443	N	N	Y
41	SONAM SHRIKANT AMBI	9503183797	N	N	N
42	SUNIL YASHIWANT PAWAR	7218991652	N	N	Y
	SURAJ VIJAY PATIL	9890812625			

44	SUSMEETA GOPAL MORE	9689122924	N	N	Y
45	SWAPNALI DILIP LOKHANDE	8855005206	N	N	N
46	TUSHAR BALASO CHOUGALE	8657517700	N	N	N
47	TUSHAR LALASO YADAV	9607736420	N	N	Y
48	UMASHREE SADASHIV DODMANI	9172009828	Y	N	N
49	VAIBHAV HANAMANT PAWAR	8805576484	N	N	Y
50	VAIBHAV SAYAJI TAMKHADE	9325129345	N	N	Y
51	VARUN SUHAS AMRUTE	8888225436	N	N	N
52	VIKAS VISHWAS PATIL	9422568162	N	N	Y
53	VISHAKHA BAJARANG MALI	7083088055	N	N	N
		Total	7	0	27

Level 1	below 45 % of students Placement/Own Buessiness/UG to PG pogression	Total No.of students	51
Level 2	45-60 % of students Placement/Own Buessiness/UG to PG pogression	% students	64.15%
Level 3	above 60% of students Placement/Own Buessiness/UG to PG pogression	Attainment Level	Level 3

  
**Head**  
 Department of Chemistry  
 Maharshi Chh. Shahu College, Kolhapur

  
**Principal,**  
 Maharshi Chh. Shahu College  
 Kolhapur.



RAYAT SHIKASHAN SANSTHAS  
**RAJARSHI CHHATRAPATI SHAHU COLLEGE, KOLHAPUR**  
**DEPARTMENT OF CHEMISTRY**

**Course and Program Outcome Attainment 2020-21**

Attainment of course outcome										
Semester	Course Code	Course Title	Total No. of Students	% of students above 60% University marks	Level of Attainment	80% of Attainment Level in end term exam (I)	% of students above average internal marks	Level of attainment	20% of Attainment Level in internal exam (II)	Attainment of Course (I+II)
Semester V	IX	Inorganic Chemistry [DSE-E5]	53	84.31	3	2.4	99.9612	3	0.6	3
	X	Organic Chemistry [DSE-E6]	53	46.02	2	1.6	99.9413	3	0.6	2.2
	XI	Physical Chemistry[DSE-E7]	53	27.45	1	0.8	99.9814	3	0.6	1.4
	XII	Analytical & Industrial Chemistry [DSE-E8]	53	35.29	1	0.8	98.0591	3	0.6	1.4
Semester VI	XIII	Inorganic Chemistry [DSE-F5]	53	98.04	3	2.4	98.0492	3	0.6	3
	XIV	Organic Chemistry [DSE-F6]	53	96.08	3	2.4	98.0294	3	0.6	3
	XV	Physical Chemistry[DSE-F7]	53	86.27	3	2.4	98.7542	3	0.6	3
	XVI	Analytical & Industrial Chemistry [DSE-F8]	53	90.20	3	2.4	98.1475	3	0.6	3
		Practical		53	100.00	3	2.4	100	3	0.6
					Total	17.6	890.9233	27	5.4	23
					Average	1.96	98.99	3.00	0.60	2.56





For University Exam	
Level 1	below 45 % of students scoring more than average marks
Level 2	45-60 % of students scoring more than average marks
Level 3	above 60% of students scoring more than average marks

For Internal Exam	
Level 1	below 60 % of students scoring more than average marks
Level 2	60-80 % of students scoring more than average marks
Level 3	above 80% of students scoring more than average marks

Average Attainment by Direct Method	Average Attainment by indirect Method	80% of Average	20% of Average	Average Attainment [Approx.]	Target Attainment level	Remark
2.82	1	2.26	0.2	2.5	Level 5	Target Achieved

Program outcome Level	Target Attainment
Level 1	0.5 - 1.0
Level 2	1.0 - 1.5
Level 3	1.5 - 2.0
Level 4	2.0 - 2.5
Level 5	2.5 - 3.0

  
**Head**  
 Department of Chemistry  
 Pajarshi Chh. Shahu College, Kolhapur

  
**Principal,**  
 Pajarshi Chh. Shahu College  
 Kolhapur.